

PPP1R1B Monoclonal Antibody

Description

Product type	Antibody
Code	BT-MCA2003
Host	Mouse
Isotype	Mouse IgG1
Size	100 μ L, 50 μ L
Immunogen	Purified recombinant fragment of human PPP1R1B (AA: 95-204) expressed in E. Coli.
Mol wt	23kDa
Species reactivity	Human
Clonality	Monoclonal
Recommended application	Others
Concentration	N/A
Full name	N/A
Synonyms	DARPP32;DARPP-32

This product is for research use only, not for use in human, therapeutic or diagnostic procedure.

Background

N/A

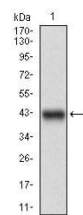
Recommended Dilution

WB: 1:500 - 1:2000

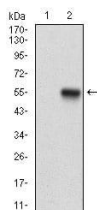
ELISA: 1:10000

Not yet tested in other applications.

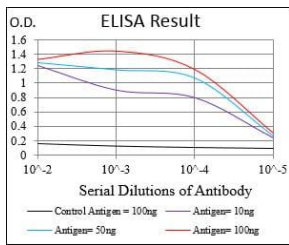
Images



Western blot analysis using PPP1R1B mAb against human PPP1R1B (AA: 95-204) recombinant protein. (Expected MW is 38.3 kDa)



Western blot analysis using PPP1R1B mAb against HEK293 (1) and PPP1R1B (AA: 95-204)-hlgGfc transfected HEK293 (2) cell lysate.



Black line: Control Antigen (100 ng); Purple line: Antigen(10ng); Blue line: Antigen (50 ng); Red line: Antigen (100 ng);

Storage

Store at 4°C short term. Aliquot and store at -20°C long term.

501 Changsheng S Rd, Nanhu Dist, Jiaxing, Zhejiang, China

Tel: 86 21 31007137 | E-mail: save@bt-laboratory.com | www.bt-laboratory.com