

DKK3 Monoclonal Antibody

Description

Product type	Antibody
Code	BT-MCA2058
Host	Mouse
Isotype	Mouse IgG1
Size	100µL, 50µL
Immunogen	Purified recombinant fragment of human DKK3 (AA: 91-350) expressed in E. Coli.
Mol wt	38.3kDa
Species reactivity	Human
Clonality	Monoclonal
Recommended application	IHC
Concentration	N/A
Full name	N/A
Synonyms	RIG;REIC

This product is for research use only, not for use in human, therapeutic or diagnostic procedure.

Background

N/A

Recommended Dilution

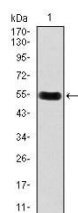
WB: 1:500 - 1:2000

IHC-p: 1:200 - 1:1000

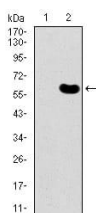
ELISA: 1:10000

Not yet tested in other applications.

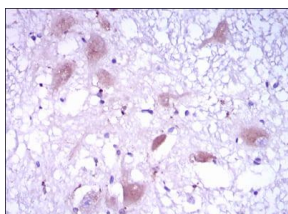
Images



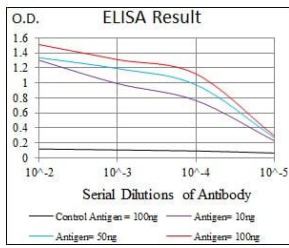
Western blot analysis using DKK3 mAb against human DKK3 recombinant protein. (Expected MW is 54.4 kDa)



Western blot analysis using DKK3 mAb against HEK293 (1) and DKK3 (AA: 91-350)-hIgGFc transfected HEK293 (2) cell lysate.



Immunohistochemical analysis of paraffin-embedded brain tissues using DKK3 mouse mAb with DAB staining.



Black line: Control Antigen (100 ng); Purple line: Antigen(10ng); Blue line: Antigen (50 ng); Red line: Antigen (100 ng);

Storage

Store at 4°C short term. Aliquot and store at -20°C long term.

501 Changsheng S Rd, Nanhu Dist, Jiaxing, Zhejiang, China

Tel: 86 21 31007137 | E-mail: save@bt-laboratory.com | www.bt-laboratory.com