

CD244 Monoclonal Antibody

Description

Product type	Antibody
Code	BT-MCA2080
Host	Mouse
Isotype	Mouse IgG2b
Size	100µL, 50µL
Immunogen	Purified recombinant fragment of human CD244 (AA: 22-229) expressed in E. Coli.
Mol wt	41.6kDa
Species reactivity	Others
Clonality	Monoclonal
Recommended application	FCM
Concentration	N/A
Full name	N/A
Synonyms	2B4;NAIL;Nmrk;NKR2B4;SLAMF4

This product is for research use only, not for use in human, therapeutic or diagnostic procedure.

Background

This gene encodes a cell surface receptor expressed on natural killer (NK) cells (and some T cells) that mediate non-major histocompatibility complex (MHC) restricted killing. The interaction between NK-cell and target cells via this receptor is thought to modulate NK-cell cytolytic activity. Alternatively spliced transcript variants encoding different isoforms have been found for this gene.

Recommended Dilution

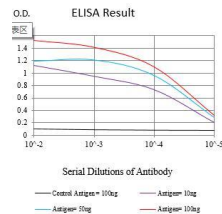
WB: 1:500 - 1:2000

FCM: 1:200 - 1:400


ELISA: 1:10000

Not yet tested in other applications.

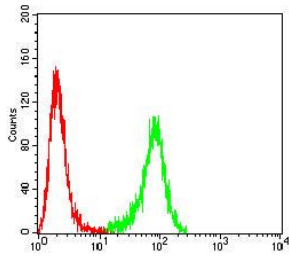
Images



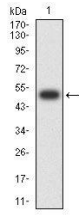
Black line: Control Antigen (100 ng);Purple line: Antigen (10ng); Blue line: Antigen (50 ng); Red line:Antigen (100 ng)



Western blot analysis using CD244 mAb against HEK293-6e(1) and CD244 (AA: 22-229)-hIgGFc transfected HEK293-6e (2) cell lysate.



Flow cytometric analysis of THP-1 cells using CD244 mouse mAb (green) and negative control (red).



Western blot analysis using CD244 mAb against human CD244 (AA: 22-229) recombinant protein.
(Expected MW is 49.2 kDa)

Storage

Store at 4°C short term. Aliquot and store at -20°C long term.

501 Changsheng S Rd, Nanhu Dist, Jiaxing, Zhejiang, China

Tel: 86 21 31007137 | E-mail: save@bt-laboratory.com | www.bt-laboratory.com