

POLR2A Monoclonal Antibody

Description

Product type	Antibody
Code	BT-MCA2127
Host	Mouse
Isotype	Mouse IgG2b
Size	100µL, 50µL
Immunogen	Purified recombinant fragment of human POLR2A (AA: 128-258) expressed in E. Coli.
Mol wt	217kDa
Species reactivity	Others
Clonality	Monoclonal
Recommended application	Others
Concentration	N/A
Full name	N/A
Synonyms	RPB1;RPO2;POLR2;POLRA;RPBh1;RPOL2;RpIILS;hsRPB1;hRPB220

This product is for research use only, not for use in human, therapeutic or diagnostic procedure.

Background

This gene encodes the largest subunit of RNA polymerase II, the polymerase responsible for synthesizing messenger RNA in eukaryotes. The product of this gene contains a carboxy terminal domain composed of heptapeptide repeats that are essential for polymerase activity. These repeats contain serine and threonine residues that are phosphorylated in actively transcribing RNA polymerase. In addition, this subunit, in combination with several other polymerase subunits, forms the DNA binding domain of the polymerase, a groove in which the DNA template is transcribed into RNA.

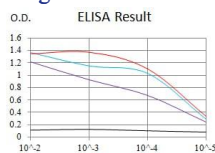
Recommended Dilution

WB: 1:500 - 1:2000

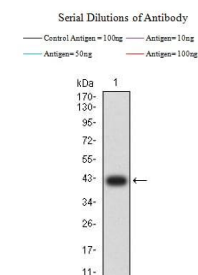
ELISA: 1:10000

Not yet tested in other applications.

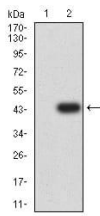
Images



Black line: Control Antigen (100 ng); Purple line: Antigen (10ng); Blue line: Antigen (50 ng); Red line: Antigen (100 ng)



Western blot analysis using POLR2A mAb against human POLR2A (AA: 128-258) recombinant protein. (Expected MW is 41.1 kDa)



Western blot analysis using POLR2A mAb against HEK293 (1) and POLR2A (AA: 128-258)-hIgGFc transfected HEK293 (2) cell lysate.

Storage

Store at 4°C short term. Aliquot and store at -20°C long term.

501 Changsheng S Rd, Nanhu Dist, Jiaxing, Zhejiang, China

Tel: 86 21 31007137 | E-mail: save@bt-laboratory.com | www.bt-laboratory.com