

CLGN Monoclonal Antibody

Description

Product type	Antibody
Code	BT-MCA2158
Host	Mouse
Isotype	Mouse IgG1
Size	100µL, 50µL
Immunogen	Purified recombinant fragment of human CLGN (AA: 249-405) expressed in E. Coli.
Mol wt	70kDa
Species reactivity	Human
Clonality	Monoclonal
Recommended application	WB,IHC,ICC
Concentration	N/A
Full name	N/A
Synonyms	N/A

This product is for research use only, not for use in human, therapeutic or diagnostic procedure.

Background

N/A

Recommended Dilution

WB: 1:500 - 1:2000

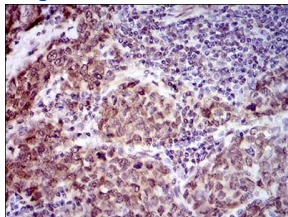
IHC-p: 1:200 - 1:1000

ICC: 1:75

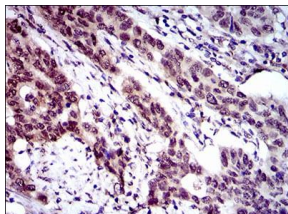
ELISA: 1:10000

Not yet tested in other applications.

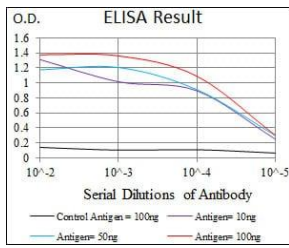
Images



Immunohistochemical analysis of paraffin-embedded breast cancer tissues using CLGN mouse mAb with DAB staining.



Immunohistochemical analysis of paraffin-embedded esophageal cancer tissues using CLGN mouse mAb with DAB staining.



Black line: Control Antigen (100 ng); Purple line: Antigen(10ng); Blue line: Antigen (50 ng); Red line: Antigen (100 ng);

Storage

Store at 4°C short term. Aliquot and store at -20°C long term.

501 Changsheng S Rd, Nanhu Dist, Jiaxing, Zhejiang, China

Tel: 86 21 31007137 | E-mail: save@bt-laboratory.com | www.bt-laboratory.com