

## C17ORF53 Monoclonal Antibody

### Description

<b>Product type</b>	Antibody
<b>Code</b>	BT-MCA2183
<b>Host</b>	Mouse
<b>Isotype</b>	Mouse IgG1
<b>Size</b>	100 $\mu$ L, 50 $\mu$ L
<b>Immunogen</b>	Purified recombinant fragment of human C17ORF53 (AA:282-527 ) expressed in E. Coli.
<b>Mol wt</b>	69.8kDa
<b>Species reactivity</b>	Human
<b>Clonality</b>	Monoclonal
<b>Recommended application</b>	Others
<b>Concentration</b>	N/A
<b>Full name</b>	N/A
<b>Synonyms</b>	N/A

This product is for research use only, not for use in human, therapeutic or diagnostic procedure.

### Background

N/A

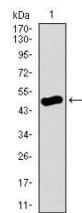
### Recommended Dilution

WB: 1:500 - 1:2000


ELISA: 1:10000

Not yet tested in other applications.

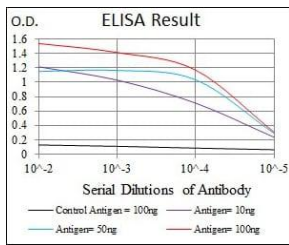
### Images



Western blot analysis using C17ORF53 mAb against human C17ORF53 recombinant protein.  
(Expected MW is 51.9 kDa)



Western blot analysis using C17ORF53 mAb against HEK293 (1) and C17ORF53 (AA: 282-527)-hIgGfc transfected HEK293 (2) cell lysate.



Black line: Control Antigen (100 ng); Purple line: Antigen(10ng); Blue line: Antigen (50 ng); Red line: Antigen (100 ng);

### Storage

Store at 4°C short term. Aliquot and store at -20°C long term.

501 Changsheng S Rd, Nanhu Dist, Jiaxing, Zhejiang, China

Tel: 86 21 31007137 | E-mail: [save@bt-laboratory.com](mailto:save@bt-laboratory.com) | [www.bt-laboratory.com](http://www.bt-laboratory.com)