

phospho-NLRC4(Ser-533) Monoclonal Antibody

Description

Product type	Antibody
Code	BT-MCA2194
Host	Rat
Isotype	Rat IgG2b
Size	100µL, 50µL
Immunogen	Synthesized peptide of mouse phospho-NLRC4(Ser-533) (AA: 525-538) expressed in E. Coli.
Mol wt	116.7kDa
Species reactivity	Human,Mouse
Clonality	Monoclonal
Recommended application	WB,ICC
Concentration	N/A
Full name	N/A
Synonyms	CLAN;IPAF;CLAN1;CLANA;CLANB;CLANC;CLAND;Card12;9530011P19Rik

This product is for research use only, not for use in human, therapeutic or diagnostic procedure.

Background

N/A

Recommended Dilution

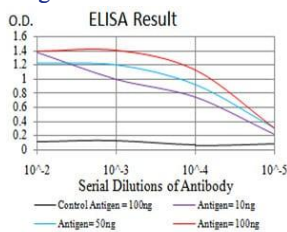
WB: 1:500 - 1:2000

ICC: 1:200 - 1:1000

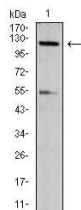
ELISA: 1:10000

Not yet tested in other applications.

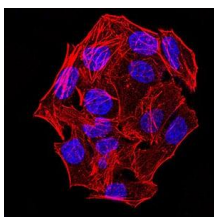
Images



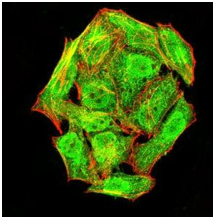
Black line: Control Antigen (100 ng);Purple line: Antigen (10ng); Blue line: Antigen (50 ng); Red line:Antigen (100 ng)



Western blot analysis using phospho-NLRC4(Ser-533) rat mAb against NIH/3T3 (1) cell lysate.



Immunofluorescence analysis of HeLa cells using phospho-NLRC4(Ser-533) rat mAb. Blue: DRAQ5 fluorescent DNA dye. Red: Actin filaments have been labeled with Alexa Fluor- 555 phalloidin.



Immunofluorescence analysis of HeLa cells using phospho-NLRC4(Ser-533) rat mAb (green). Blue: DRAQ5 fluorescent DNA dye. Red: Actin filaments have been labeled with Alexa Fluor- 555 phalloidin. Secondary antibody from Fisher (Cat#: 35503)

Storage

Store at 4°C short term. Aliquot and store at -20°C long term.

501 Changsheng S Rd, Nanhu Dist, Jiaxing, Zhejiang, China

Tel: 86 21 31007137 | E-mail: save@bt-laboratory.com | www.bt-laboratory.com