

CD177 Monoclonal Antibody

Description

Product type	Antibody
Code	BT-MCA2208
Host	Mouse
Isotype	Mouse IgG2b
Size	100µL, 50µL
Immunogen	Purified recombinant fragment of human CD177 (AA: extra 22-161) expressed in E. Coli.
Mol wt	46.4kDa
Species reactivity	Human
Clonality	Monoclonal
Recommended application	WB,FCM
Concentration	N/A
Full name	N/A
Synonyms	NB1;PRV1;HNA2A;PRV-1;HNA-2a;NB1 GP

This product is for research use only, not for use in human, therapeutic or diagnostic procedure.

Background

This gene encodes a glycosyl-phosphatidylinositol (GPI)-linked cell surface glycoprotein that plays a role in neutrophil activation. The protein can bind platelet endothelial cell adhesion molecule-1 and function in neutrophil transmigration. Mutations in this gene are associated with myeloproliferative diseases. Over-expression of this gene has been found in patients with polycythemia rubra vera. Autoantibodies against the protein may result in pulmonary transfusion reactions, and it may be involved in Wegener's granulomatosis. A related pseudogene, which is adjacent to this gene on chromosome 19, has been identified.

Recommended Dilution

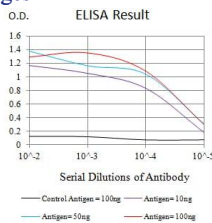
WB: 1:500 - 1:2000

FCM: 1:200 - 1:400

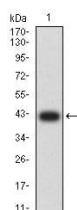
ELISA: 1:10000

Not yet tested in other applications.

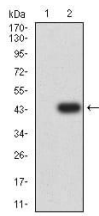
Images



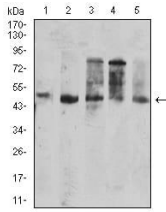
Black line: Control Antigen (100 ng);Purple line: Antigen (10ng); Blue line: Antigen (50 ng); Red line:Antigen (100 ng)



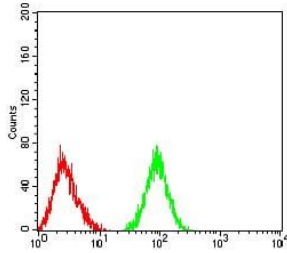
Western blot analysis using CD177 mAb against human CD177 (AA: extra 22-161) recombinant protein. (Expected MW is 41.3 kDa)



Western blot analysis using CD177 mAb against HEK293 (1) and CD177 (AA: extra 22-161)-hlgGFc transfected HEK293 (2) cell lysate.



Western blot analysis using CD177 mouse mAb against SPC-A-1 (1), SK-MES-1 (2), HepG2 (3), HL-60 (4), and PC-3 (5) cell lysate.



Flow cytometric analysis of HL-60 cells using CD177 mouse mAb (green) and negative control (red).

Storage

Store at 4°C short term. Aliquot and store at -20°C long term.

501 Changsheng S Rd, Nanhu Dist, Jiaxing, Zhejiang, China

Tel: 86 21 31007137 | E-mail: save@bt-laboratory.com | www.bt-laboratory.com