

CHGA Monoclonal Antibody

Description

| | |
|--------------------------------|---|
| Product type | Antibody |
| Code | BT-MCA2583 |
| Host | Mouse |
| Isotype | Mouse IgG1 |
| Size | 100µL, 50µL |
| Immunogen | Purified recombinant fragment of human CHGA (AA: 87-252) expressed in E. Coli. |
| Mol wt | 50.7kDa |
| Species reactivity | Human,Mouse |
| Clonality | Monoclonal |
| Recommended application | WB |
| Concentration | N/A |
| Full name | N/A |
| Synonyms | CGA |

This product is for research use only, not for use in human, therapeutic or diagnostic procedure.

Background

N/A

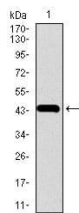
Recommended Dilution

WB: 1:500 - 1:2000

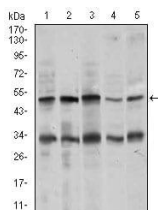
ELISA: 1:10000

Not yet tested in other applications.

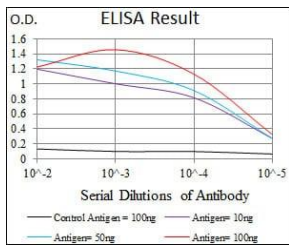
Images



Western blot analysis using CHGA mAb against human CHGA recombinant protein. (Expected MW is 43.6 kDa)



Western blot analysis using CHGA mouse mAb against MOLT4 (1), SK-N-SH (2), HepG2 (3), PC-12 (4), and C6 (5) cell lysate.



Black line: Control Antigen (100 ng); Purple line: Antigen(10ng); Blue line: Antigen (50 ng); Red line: Antigen (100 ng);

Storage

Store at 4°C short term. Aliquot and store at -20°C long term.

501 Changsheng S Rd, Nanhu Dist, Jiaxing, Zhejiang, China

Tel: 86 21 31007137 | E-mail: save@bt-laboratory.com | www.bt-laboratory.com