

MuRF1 Monoclonal Antibody

Description

Product type	Antibody
Code	BT-MCA2617
Host	Mouse
Isotype	Mouse IgG1
Size	100µL, 50µL
Immunogen	Synthesized peptide of human MuRF1 (AA: 293-304).
Mol wt	40.2kDa
Species reactivity	Human
Clonality	Monoclonal
Recommended application	IHC,ICC,FCM
Concentration	N/A
Full name	N/A
Synonyms	TRIM63;IRF;SMRZ;MURF2;RNF28

This product is for research use only, not for use in human, therapeutic or diagnostic procedure.

Background

This gene encodes a member of the RING zinc finger protein family found in striated muscle and iris. The product of this gene is an E3 ubiquitin ligase that localizes to the Z-line and M-line lattices of myofibrils. This protein plays an important role in the atrophy of skeletal and cardiac muscle and is required for the degradation of myosin heavy chain proteins, myosin light chain, myosin binding protein, and for muscle-type creatine kinase.

Recommended Dilution

IHC-p: 1:200 - 1:1000

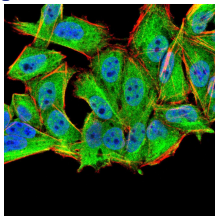
ICC: 1:200 - 1:1000

FCM: 1:200 - 1:400

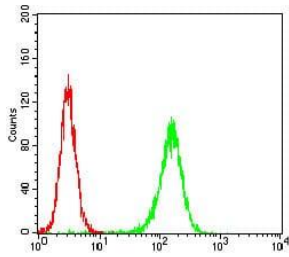
ELISA: 1:10000

Not yet tested in other applications.

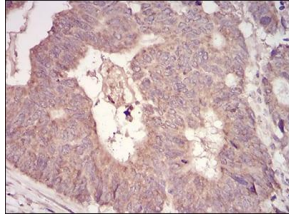
Images



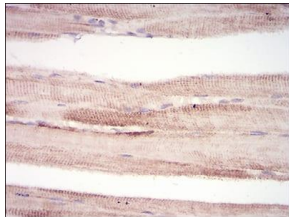
Immunofluorescence analysis of HeLa cells using MuRF1 mouse mAb (green). Blue: DRAQ5 fluorescent DNA dye. Red: Actin filaments have been labeled with Alexa Fluor- 555 phalloidin. Secondary antibody from Fisher (Cat#: 35503)



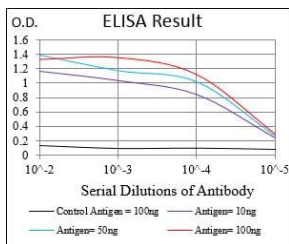
Flow cytometric analysis of Hela cells using MuRF1 mouse mAb (green) and negative control (red).



Immunohistochemical analysis of paraffin-embedded rectum cancer tissues using MuRF1 mouse mAb with DAB staining.



Immunohistochemical analysis of paraffin-embedded muscle tissues using MuRF1 mouse mAb with DAB staining.



Black line: Control Antigen (100 ng); Purple line: Antigen(10ng); Blue line: Antigen (50 ng); Red line: Antigen (100 ng);

Storage

Store at 4°C short term. Aliquot and store at -20°C long term.

501 Changsheng S Rd, Nanhu Dist, Jiaxing, Zhejiang, China

Tel: 86 21 31007137 | E-mail: save@bt-laboratory.com | www.bt-laboratory.com