

IL28A Monoclonal Antibody

Description

Product type	Antibody
Code	BT-MCA2644
Host	Mouse
Isotype	Mouse IgG1
Size	100µL, 50µL
Immunogen	Purified recombinant fragment of human IL28A (AA: 1-200) expressed in E. Coli.
Mol wt	22.3kDa
Species reactivity	Human
Clonality	Monoclonal
Recommended application	ICC
Concentration	N/A
Full name	N/A
Synonyms	IFNL2;IL-28A

This product is for research use only, not for use in human, therapeutic or diagnostic procedure.

Background

N/A

Recommended Dilution

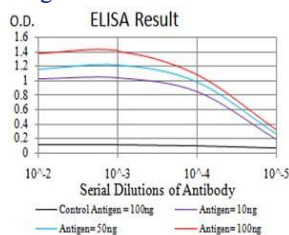
WB: 1:500 - 1:2000

ICC: 1:200 - 1:1000

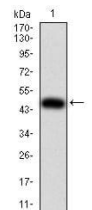
ELISA: 1:10000

Not yet tested in other applications.

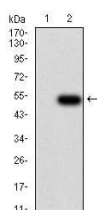
Images



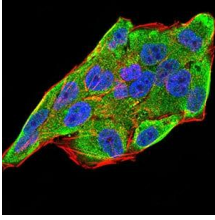
Black line: Control Antigen (100 ng);Purple line: Antigen (10ng); Blue line: Antigen (50 ng); Red line:Antigen (100 ng)



Western blot analysis using IL28A mAb against human IL28A (AA: 1-200) recombinant protein. (Expected MW is 48.2 kDa)



Western blot analysis using IL28A mAb against HEK293 (1) and IL28A (AA: 1-200)-hlgGFc transfected HEK293 (2) cell lysate.



Immunofluorescence analysis of HeLa cells using IL28A mouse mAb (green). Blue: DRAQ5 fluorescent DNA dye. Red: Actin filaments have been labeled with Alexa Fluor- 555 phalloidin. Secondary antibody from Fisher (Cat#: 35503)

Storage

Store at 4°C short term. Aliquot and store at -20°C long term.

501 Changsheng S Rd, Nanhu Dist, Jiaxing, Zhejiang, China

Tel: 86 21 31007137 | E-mail: save@bt-laboratory.com | www.bt-laboratory.com