

PPARGC1B Monoclonal Antibody

Description

Product type	Antibody
Code	BT-MCA2705
Host	Mouse
Isotype	Mouse IgG2a
Size	100µL, 50µL
Immunogen	Purified recombinant fragment of human PPARGC1B (AA: 195-414) expressed in E. Coli.
Mol wt	113.2kDa
Species reactivity	Human
Clonality	Monoclonal
Recommended application	Others
Concentration	N/A
Full name	N/A
Synonyms	PERC;ERRL1;PGC1B;PGC-1(beta)

This product is for research use only, not for use in human, therapeutic or diagnostic procedure.

Background

The protein encoded by this gene stimulates the activity of several transcription factors and nuclear receptors, including estrogen receptor alpha, nuclear respiratory factor 1, and glucocorticoid receptor. The encoded protein may be involved in fat oxidation, non-oxidative glucose metabolism, and the regulation of energy expenditure. This protein is downregulated in prediabetic and type 2 diabetes mellitus patients. Certain allelic variations in this gene increase the risk of the development of obesity. Three transcript variants encoding different isoforms have been found for this gene.

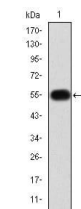
Recommended Dilution

WB: 1:500 - 1:2000

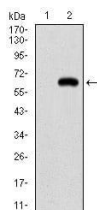
ELISA: 1:10000

Not yet tested in other applications.

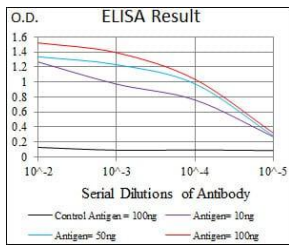
Images



Western blot analysis using PPARGC1B mAb against human PPARGC1B (AA: 195-414) recombinant protein. (Expected MW is 50.3 kDa)



Western blot analysis using PPARGC1B mAb against HEK293 (1) and PPARGC1B (AA: 195-414)-hIgGFc transfected HEK293 (2) cell lysate.



Black line: Control Antigen (100 ng); Purple line: Antigen(10ng); Blue line: Antigen (50 ng); Red line: Antigen (100 ng);

Storage

Store at 4°C short term. Aliquot and store at -20°C long term.

501 Changsheng S Rd, Nanhu Dist, Jiaxing, Zhejiang, China

Tel: 86 21 31007137 | E-mail: save@bt-laboratory.com | www.bt-laboratory.com