

HH3 Monoclonal Antibody

Description

Product type	Antibody
Code	BT-MCA2748
Host	Mouse
Isotype	Mouse IgG1
Size	100µL, 50µL
Immunogen	Synthesized peptide fragment of human HH3 (AA: 121-136) expressed in E. Coli.
Mol wt	15.4kDa
Species reactivity	Human,Mouse,Rat
Clonality	Monoclonal
Recommended application	WB,FCM
Concentration	N/A
Full name	N/A
Synonyms	HIST2H3A;H3/n;H3/o

This product is for research use only, not for use in human, therapeutic or diagnostic procedure.

Background

N/A

Recommended Dilution


WB: 1:500 - 1:2000

FCM: 1:200 - 1:400

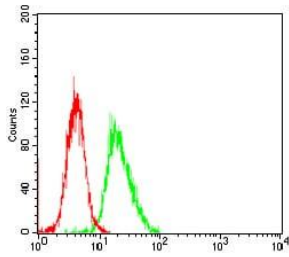
ELISA: 1:10000

Not yet tested in other applications.

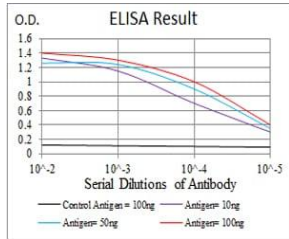
Images



Western blot analysis using HH3 mouse mAb against K562 (1), C6(2), HEK293(3), PC-12(4) and NIH/3T3(5) cell lysate.



Flow cytometric analysis of NIH/3T3 cells using HH3 mouse mAb (green) and negative control (red).



Black line: Control Antigen (100 ng); Purple line: Antigen(10ng); Blue line: Antigen (50 ng); Red line: Antigen (100 ng);

Storage

Store at 4°C short term. Aliquot and store at -20°C long term.

501 Changsheng S Rd, Nanhu Dist, Jiaxing, Zhejiang, China

Tel: 86 21 31007137 | E-mail: save@bt-laboratory.com | www.bt-laboratory.com