

TIE1 Monoclonal Antibody

Description

Product type	Antibody
Code	BT-MCA2846
Host	Mouse
Isotype	Mouse IgG1
Size	100µL, 50µL
Immunogen	Purified recombinant fragment of human TIE1 (AA: 385-607) expressed in E. Coli.
Mol wt	125kDa
Species reactivity	Human
Clonality	Monoclonal
Recommended application	WB,IHC
Concentration	N/A
Full name	N/A
Synonyms	TIE;JTK14

This product is for research use only, not for use in human, therapeutic or diagnostic procedure.

Background

N/A

Recommended Dilution

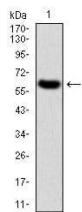
WB: 1:500 - 1:2000

IHC-p: 1:200 - 1:1000

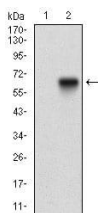
ELISA: 1:10000

Not yet tested in other applications.


Images



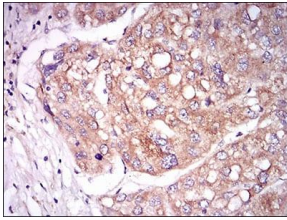
Western blot analysis using TIE1 mAb against human TIE1 (AA: 385-607) recombinant protein.
(Expected MW is 50.6 kDa)



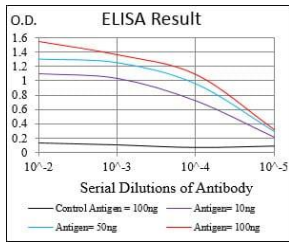
Western blot analysis using TIE1 mAb against HEK293 (1) and TIE1 (AA: 385-607)-hIgGfc transfected HEK293 (2) cell lysate.



Western blot analysis using TIE1 mouse mAb against HepG2 cell lysate.



Immunohistochemical analysis of paraffin-embedded liver cancer tissues using TIE1 mouse mAb with DAB staining.



Black line: Control Antigen (100 ng); Purple line: Antigen(10ng); Blue line: Antigen (50 ng); Red line: Antigen (100 ng);

Storage

Store at 4°C short term. Aliquot and store at -20°C long term.

501 Changsheng S Rd, Nanhu Dist, Jiaxing, Zhejiang, China

Tel: 86 21 31007137 | E-mail: save@bt-laboratory.com | www.bt-laboratory.com