

CD114 Monoclonal Antibody

Description

Product type	Antibody
Code	BT-MCA2946
Host	Mouse
Isotype	Mouse IgG1
Size	100µL, 50µL
Immunogen	Purified recombinant fragment of human CD114 (AA: extra 25-187) expressed in E. Coli.
Mol wt	92.2kDa
Species reactivity	Human
Clonality	Monoclonal
Recommended application	FCM
Concentration	N/A
Full name	N/A
Synonyms	CSF3R;SCN7;GCSFR

This product is for research use only, not for use in human, therapeutic or diagnostic procedure.

Background

N/A

Recommended Dilution

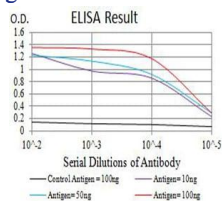
WB: 1:500 - 1:2000

FCM: 1:200 - 1:400

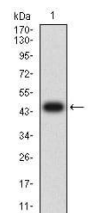
ELISA: 1:10000

Not yet tested in other applications.

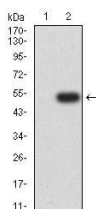
Images



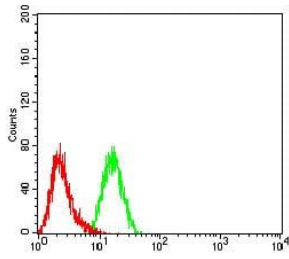
Black line: Control Antigen (100 ng);Purple line: Antigen (10ng); Blue line: Antigen (50 ng); Red line:Antigen (100 ng)



Western blot analysis using CD114 mAb against human CD114 (AA: extra 25-187) recombinant protein. (Expected MW is 46.5 kDa)



Western blot analysis using CD114 mAb against HEK293 (1) and CD114 (AA: extra 25-187)-hlgGfC transfected HEK293 (2) cell lysate.



Flow cytometric analysis of K562 cells using CD114 mouse mAb (green) and negative control (red).

Storage

Store at 4°C short term. Aliquot and store at -20°C long term.

501 Changsheng S Rd, Nanhu Dist, Jiaxing, Zhejiang, China

Tel: 86 21 31007137 | E-mail: save@bt-laboratory.com | www.bt-laboratory.com