

FLT3 Monoclonal Antibody

Description

Product type	Antibody
Code	BT-MCA3041
Host	Mouse
Isotype	Mouse IgG1
Size	100µL, 50µL
Immunogen	Purified recombinant fragment of human FLT3 (AA: 930-991) expressed in E. Coli.
Mol wt	130kDa
Species reactivity	Human
Clonality	Monoclonal
Recommended application	IHC
Concentration	N/A
Full name	N/A
Synonyms	FLK2;STK1;CD135;FLK-2

This product is for research use only, not for use in human, therapeutic or diagnostic procedure.

Background

N/A

Recommended Dilution

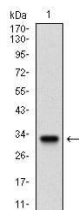
WB: 1:500 - 1:2000

IHC-p: 1:200 - 1:1000

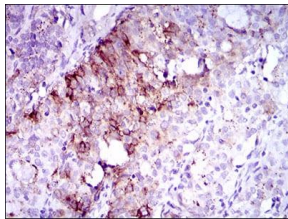
ELISA: 1:10000

Not yet tested in other applications.

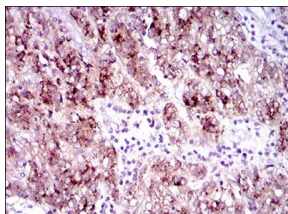
Images



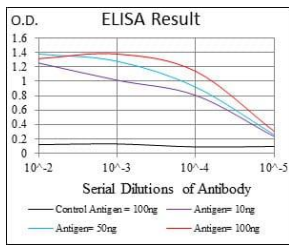
Western blot analysis using FLT3 mAb against human FLT3 recombinant protein. (Expected MW is 32.6 kDa)



Immunohistochemical analysis of paraffin-embedded cervical cancer tissues using FLT3 mouse mAb with DAB staining.



Immunohistochemical analysis of paraffin-embedded liver cancer tissues using FLT3 mouse mAb with DAB staining.



Black line: Control Antigen (100 ng); Purple line: Antigen(10ng); Blue line: Antigen (50 ng); Red line: Antigen (100 ng);

Storage

Store at 4°C short term. Aliquot and store at -20°C long term.

501 Changsheng S Rd, Nanhu Dist, Jiaxing, Zhejiang, China

Tel: 86 21 31007137 | E-mail: save@bt-laboratory.com | www.bt-laboratory.com