

HSPB2 Monoclonal Antibody

Description

Product type	Antibody
Code	BT-MCA3183
Host	Mouse
Isotype	Mouse IgG1
Size	100μL, 50μL
Immunogen	Purified recombinant fragment of human HSPB2 (AA: 1-182) expressed in E. Coli.
Mol wt	20.2kDa
Species reactivity	Human
Clonality	Monoclonal
Recommended application	FCM
Concentration	N/A
Full name	N/A
Synonyms	MKBP;HSP27;Hs.78846;LOH11CR1K

This product is for research use only, not for use in human, therapeutic or diagnostic procedure.

Background

N/A

Recommended Dilution

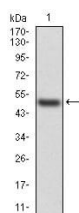
WB: 1:500 - 1:2000

FCM: 1:200 - 1:400

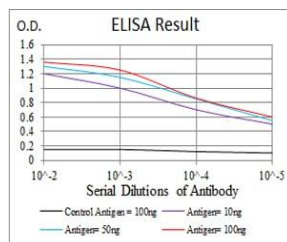
ELISA: 1:10000

Not yet tested in other applications.

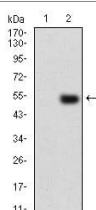
Images



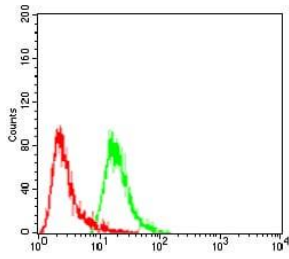
Western blot analysis using HSPB2 mAb against human HSPB2 (AA: 1-182) recombinant protein.
(Expected MW is 46.2 kDa)



Black line: Control Antigen (100 ng); Purple line: Antigen(10ng); Blue line: Antigen (50 ng); Red line: Antigen (100 ng);



Western blot analysis using HSPB2 mAb against HEK293 (1) and HSPB2 (AA: 1-182)-hIgGFc transfected HEK293 (2) cell lysate.



Flow cytometric analysis of A549 cells using HSPB2 mouse mAb (green) and negative control (red).

Storage

Store at 4°C short term. Aliquot and store at -20°C long term.

501 Changsheng S Rd, Nanhū Dist, Jiaxing, Zhejiang, China

Tel: 86 21 31007137 | E-mail: save@bt-laboratory.com | www.bt-laboratory.com