

C17ORF53 Monoclonal Antibody

Description

Product type	Antibody
Code	BT-MCA3184
Host	Mouse
Isotype	Mouse IgG1
Size	100 μ L, 50 μ L
Immunogen	Purified recombinant fragment of human C17ORF53 (AA: 282-527) expressed in E. Coli.
Mol wt	69.8kDa
Species reactivity	Human
Clonality	Monoclonal
Recommended application	Others
Concentration	N/A
Full name	N/A
Synonyms	N/A

This product is for research use only, not for use in human, therapeutic or diagnostic procedure.

Background

N/A

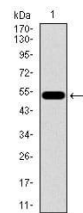
Recommended Dilution

WB: 1:500 - 1:2000


ELISA: 1:10000

Not yet tested in other applications.

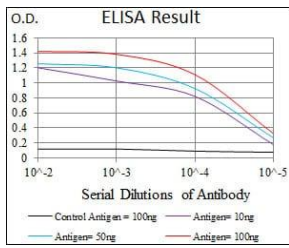
Images



Western blot analysis using C17ORF53 mAb against human C17ORF53 recombinant protein.
(Expected MW is 51.9 kDa)



Western blot analysis using C17ORF53 mAb against HEK293 (1) and C17ORF53 (AA: 282-527)-hIgGfc transfected HEK293 (2) cell lysate.



Black line: Control Antigen (100 ng); Purple line: Antigen(10ng); Blue line: Antigen (50 ng); Red line: Antigen (100 ng);

Storage

Store at 4°C short term. Aliquot and store at -20°C long term.

501 Changsheng S Rd, Nanhu Dist, Jiaxing, Zhejiang, China

Tel: 86 21 31007137 | E-mail: save@bt-laboratory.com | www.bt-laboratory.com