

PDGFRB Monoclonal Antibody

Description

Product type	Antibody
Code	BT-MCA3217
Host	Mouse
Isotype	Mouse IgG1
Size	100µL, 50µL
Immunogen	Purified recombinant fragment of human PDGFRB (AA: 33-133) expressed in E. Coli.
Mol wt	124kDa
Species reactivity	Human,Mouse
Clonality	Monoclonal
Recommended application	FCM
Concentration	N/A
Full name	N/A
Synonyms	IMF1;IBGC4;JTK12;PDGFR;CD140B;PDGFR1;PDGFR-1

This product is for research use only, not for use in human, therapeutic or diagnostic procedure.

Background

N/A

Recommended Dilution

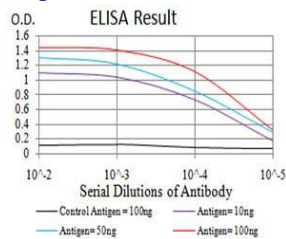
WB: 1:500 - 1:2000

FCM: 1:200 - 1:400

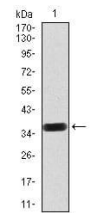
ELISA: 1:10000

Not yet tested in other applications.

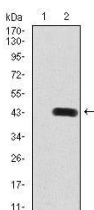
Images



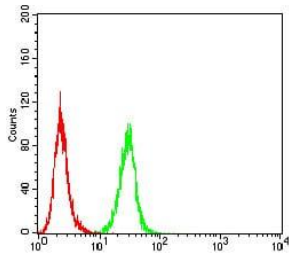
Black line: Control Antigen (100 ng); Purple line: Antigen(10ng); Blue line: Antigen (50 ng); Red line: Antigen (100 ng);



Western blot analysis using PDGFRB mAb against human PDGFRB (AA: 33-133) recombinant protein. (Expected MW is 37 kDa)



Western blot analysis using PDGFRB mAb against HEK293 (1) and PDGFRB (AA: 33-133)-hIgGfc transfected HEK293 (2) cell lysate.



Flow cytometric analysis of NIH/3T3 cells using PDGFRB mouse mAb (green) and negative control (red).

Storage

Store at 4°C short term. Aliquot and store at -20°C long term.

501 Changsheng S Rd, Nanhu Dist, Jiaxing, Zhejiang, China

Tel: 86 21 31007137 | E-mail: save@bt-laboratory.com | www.bt-laboratory.com