

EGFR Monoclonal Antibody

Description

Product type	Antibody
Code	BT-MCA3337
Host	Mouse
Isotype	Mouse IgG2b
Size	100µL, 50µL
Immunogen	Purified recombinant fragment of human EGFR (AA: 693-893) expressed in E. Coli.
Mol wt	175kDa
Species reactivity	Human
Clonality	Monoclonal
Recommended application	WB,FCM
Concentration	N/A
Full name	N/A
Synonyms	ERBB;HER1;mENA;ERBB1;PIG61

This product is for research use only, not for use in human, therapeutic or diagnostic procedure.

Background

N/A

Recommended Dilution

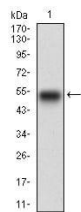
WB: 1:500 - 1:2000

FCM: 1:200 - 1:400

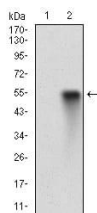
ELISA: 1:10000

Not yet tested in other applications.


Images



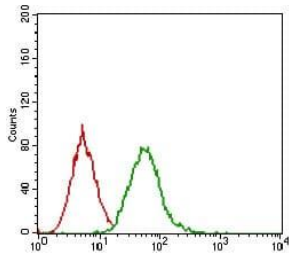
Western blot analysis using EGFR mAb against human EGFR recombinant protein. (Expected MW is 48.2 kDa)



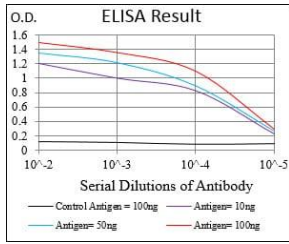
Western blot analysis using EGFR mAb against HEK293 (1) and EGFR (AA: 693-893)-hlgGfC transfected HEK293 (2) cell lysate.



Western blot analysis using EGFR mouse mAb against A431 (1) AND HeLa (2) cell lysate.



Flow cytometric analysis of A431 cells using EGFR mouse mAb (green) and negative control (red).



Black line: Control Antigen (100 ng); Purple line: Antigen(10ng); Blue line: Antigen (50 ng); Red line: Antigen (100 ng);

Storage

Store at 4°C short term. Aliquot and store at -20°C long term.

501 Changsheng S Rd, Nanhu Dist, Jiaxing, Zhejiang, China

Tel: 86 21 31007137 | E-mail: save@bt-laboratory.com | www.bt-laboratory.com