

NES Monoclonal Antibody

Description

Product type	Antibody
Code	BT-MCA3452
Host	Mouse
Isotype	Mouse IgG1
Size	100 μ L, 50 μ L
Immunogen	Purified recombinant fragment of human NESTIN (AA: 419-588) expressed in E. Coli.
Mol wt	177kDa
Species reactivity	Human
Clonality	Monoclonal
Recommended application	WB,FCM
Concentration	N/A
Full name	N/A
Synonyms	NESTIN

This product is for research use only, not for use in human, therapeutic or diagnostic procedure.

Background

N/A

Recommended Dilution

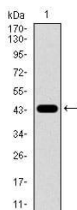
WB: 1:500 - 1:2000

FCM: 1:200 - 1:400

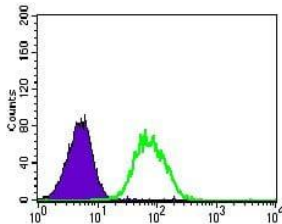
ELISA: 1:10000

Not yet tested in other applications.

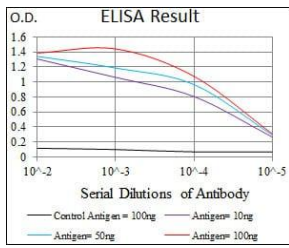
Images



Western blot analysis using NES mAb against human NES recombinant protein. (Expected MW is 44.1 kDa)



Flow cytometric analysis of HeLa cells using NES mouse mAb (green) and negative control (purple).



Black line: Control Antigen (100 ng); Purple line: Antigen(10ng); Blue line: Antigen (50 ng); Red line: Antigen (100 ng);

Storage

Store at 4°C short term. Aliquot and store at -20°C long term.

501 Changsheng S Rd, Nanhu Dist, Jiaxing, Zhejiang, China

Tel: 86 21 31007137 | E-mail: save@bt-laboratory.com | www.bt-laboratory.com