

AXIN1 Monoclonal Antibody

Description

Product type	Antibody
Code	BT-MCA3528
Host	Mouse
Isotype	Mouse IgG1
Size	100µL, 50µL
Immunogen	Purified recombinant fragment of human 4F10G1 (AA: 546-752) expressed in E. Coli.
Mol wt	95.6kDa
Species reactivity	Human
Clonality	Monoclonal
Recommended application	Others
Concentration	N/A
Full name	N/A
Synonyms	AXIN;PPP1R49

This product is for research use only, not for use in human, therapeutic or diagnostic procedure.

Background

N/A

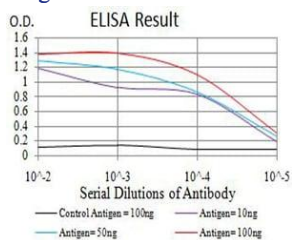
Recommended Dilution

WB: 1:500 - 1:2000

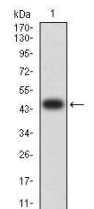
ELISA: 1:10000

Not yet tested in other applications.

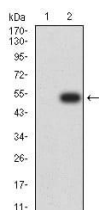
Images



Black line: Control Antigen (100 ng);Purple line: Antigen (10ng); Blue line: Antigen (50 ng); Red line:Antigen (100 ng)



Western blot analysis using AXIN1 mAb against human AXIN1 (AA: 546-752) recombinant protein. (Expected MW is 48.7 kDa)



Western blot analysis using AXIN1 mAb against HEK293 (1) and AXIN1 (AA: 546-752)-hlgGfc transfected HEK293 (2) cell lysate.

Storage

Store at 4°C short term. Aliquot and store at -20°C long term.

501 Changsheng S Rd, Nanhu Dist, Jiaxing, Zhejiang, China

Tel: 86 21 31007137 | E-mail: save@bt-laboratory.com | www.bt-laboratory.com