

SERPINA7 Monoclonal Antibody

Description

Product type	Antibody
Code	BT-MCA3576
Host	Mouse
Isotype	Mouse IgG1
Size	100µL, 50µL
Immunogen	Purified recombinant fragment of human SERPINA7 (AA: 168-302) expressed in E. Coli.
Mol wt	46.3kDa
Species reactivity	Human
Clonality	Monoclonal
Recommended application	Others
Concentration	N/A
Full name	N/A
Synonyms	TBG

This product is for research use only, not for use in human, therapeutic or diagnostic procedure.

Background

N/A

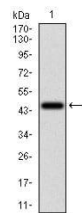
Recommended Dilution

WB: 1:500 - 1:2000


ELISA: 1:10000

Not yet tested in other applications.

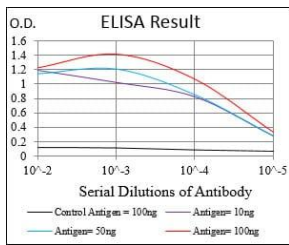
Images



Western blot analysis using SERPINA7 mAb against human SERPINA7 recombinant protein.
(Expected MW is 41.4 kDa)



Western blot analysis using SERPINA7 mAb against HEK293 (1) and SERPINA7 (AA: 168-302)-hIgGFc transfected HEK293 (2) cell lysate.



Black line: Control Antigen (100 ng); Purple line: Antigen(10ng); Blue line: Antigen (50 ng); Red line: Antigen (100 ng);

Storage

Store at 4°C short term. Aliquot and store at -20°C long term.

501 Changsheng S Rd, Nanhu Dist, Jiaxing, Zhejiang, China

Tel: 86 21 31007137 | E-mail: save@bt-laboratory.com | www.bt-laboratory.com