

MUC2 Monoclonal Antibody

Description

Product type	Antibody
Code	BT-MCA3708
Host	Mouse
Isotype	Mouse IgG1
Size	100µL, 50µL
Immunogen	Purified recombinant fragment of human MUC2 (AA: 4373-4557) expressed in E. Coli.
Mol wt	540kDa
Species reactivity	Others
Clonality	Monoclonal
Recommended application	IHC;FCM
Concentration	N/A
Full name	N/A
Synonyms	MLP;SMUC;MUC-2

This product is for research use only, not for use in human, therapeutic or diagnostic procedure.

Background

This gene encodes a member of the mucin protein family. Mucins are high molecular weight glycoproteins produced by many epithelial tissues. The protein encoded by this gene is secreted and forms an insoluble mucous barrier that protects the gut lumen. The protein polymerizes into a gel of which 80% is composed of oligosaccharide side chains by weight. The protein features a central domain containing tandem repeats rich in threonine and proline that varies between 50 and 115 copies in different individuals. Downregulation of this gene has been observed in patients with Crohn disease and ulcerative colitis.

Recommended Dilution

WB: 1:500 - 1:2000

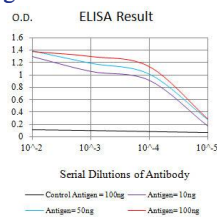
IHC-p: 1:200-1:1000

FCM: 1:200-1:400


ELISA: 1:10000

Not yet tested in other applications.

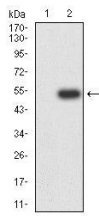
Images



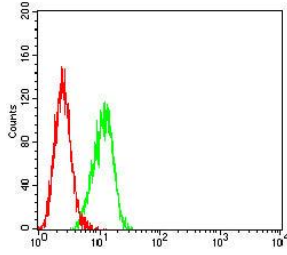
Black line: Control Antigen (100 ng);Purple line: Antigen (10ng); Blue line: Antigen (50 ng); Red line: Antigen (100 ng)



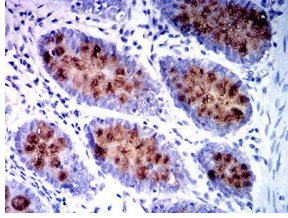
Western blot analysis using MUC2 mAb against human MUC2 (AA: 4373-4557) recombinant protein. (Expected MW is 23.8 kDa)



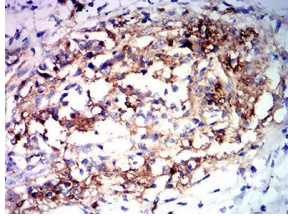
Western blot analysis using MUC2 mAb against HEK293 (1) and MUC2 (AA: 4373-4557)-hIgGFc transfected HEK293 (2) cell lysate.



Flow cytometric analysis of HL7702 cells using MUC2 mouse mAb (green) and negative control (red).



Immunohistochemical analysis of paraffin-embedded colon tissues using MUC2 mouse mAb with DAB staining.



Immunohistochemical analysis of paraffin-embedded stomach cancer tissues using MUC2 mouse mAb with DAB staining.

Storage

Store at 4°C short term. Aliquot and store at -20°C long term.

501 Changsheng S Rd, Nanhu Dist, Jiaxing, Zhejiang, China

Tel: 86 21 31007137 | E-mail: save@bt-laboratory.com | www.bt-laboratory.com