

ULK2 Monoclonal Antibody

Description

| | |
|--------------------------------|---|
| Product type | Antibody |
| Code | BT-MCA3802 |
| Host | Mouse |
| Isotype | Mouse IgG1 |
| Size | 100µL, 50µL |
| Immunogen | Purified recombinant fragment of human ULK2 (AA: 1-155) expressed in E. Coli. |
| Mol wt | 112.7kDa |
| Species reactivity | Human |
| Clonality | Monoclonal |
| Recommended application | FCM |
| Concentration | N/A |
| Full name | N/A |
| Synonyms | ATG1B;Unc51.2 |

This product is for research use only, not for use in human, therapeutic or diagnostic procedure.

Background

N/A

Recommended Dilution

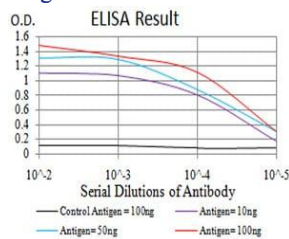
WB: 1:500 - 1:2000

FCM: 1:200 - 1:400


ELISA: 1:10000

Not yet tested in other applications.

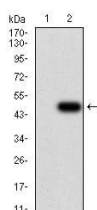
Images



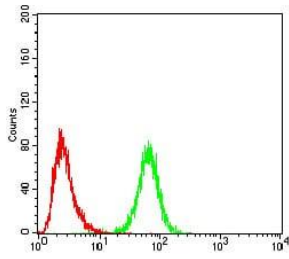
Black line: Control Antigen (100 ng);Purple line: Antigen (10ng); Blue line: Antigen (50 ng); Red line:Antigen (100 ng)



Western blot analysis using ULK2 mAb against human ULK2 (AA: 1-155) recombinant protein. (Expected MW is 43.4 kDa)



Western blot analysis using ULK2 mAb against HEK293 (1) and ULK2 (AA: 1-155)-hIgGfC transfected HEK293 (2) cell lysate.



Flow cytometric analysis of HeLa cells using ULK2 mouse mAb (green) and negative control (red).

Storage

Store at 4°C short term. Aliquot and store at -20°C long term.

501 Changsheng S Rd, Nanhu Dist, Jiaxing, Zhejiang, China

Tel: 86 21 31007137 | E-mail: save@bt-laboratory.com | www.bt-laboratory.com