

IZUMO4 Monoclonal Antibody

Description

Product type	Antibody
Code	BT-MCA3834
Host	Mouse
Isotype	Mouse IgG1
Size	100µL, 50µL
Immunogen	Purified recombinant fragment of human IZUMO4 (AA: 16-232) expressed in E. Coli.
Mol wt	26kDa
Species reactivity	Human
Clonality	Monoclonal
Recommended application	IHC
Concentration	N/A
Full name	N/A
Synonyms	C19orf36;IMAGE:4215339

This product is for research use only, not for use in human, therapeutic or diagnostic procedure.

Background

IZUMO4 (IZUMO Family Member 4) is a Protein Coding gene. Among its related pathways are Fertilization.

Recommended Dilution

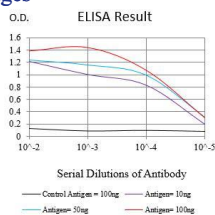
WB: 1:500 - 1:2000

IHC-p: 1:200 - 1:1000


ELISA: 1:10000

Not yet tested in other applications.

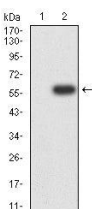
Images



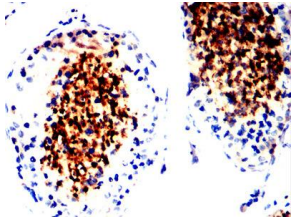
Black line: Control Antigen (100 ng);Purple line: Antigen (10ng); Blue line: Antigen (50 ng); Red line:Antigen (100 ng)



Western blot analysis using IZUMO4 mAb against human IZUMO4 (AA: 16-232) recombinant protein. (Expected MW is 28 kDa)



Western blot analysis using IZUMO4 mAb against HEK293-6e (1) and IZUMO4 (AA: 16-232)-hIgGFc transfected HEK293-6e (2) cell lysate.



Immunohistochemical analysis of paraffin-embedded testis tissues using IZUMO4 mouse mAb with DAB staining.

Storage

Store at 4°C short term. Aliquot and store at -20°C long term.

501 Changsheng S Rd, Nanhu Dist, Jiaxing, Zhejiang, China

Tel: 86 21 31007137 | E-mail: save@bt-laboratory.com | www.bt-laboratory.com