

NRCAM Monoclonal Antibody

Description

Product type	Antibody
Code	BT-MCA3974
Host	Mouse
Isotype	Mouse IgG1
Size	100µL, 50µL
Immunogen	Purified recombinant fragment of human NRCAM (AA: 1192-1255) expressed in E. Coli.
Mol wt	144kDa
Species reactivity	Human
Clonality	Monoclonal
Recommended application	ICC
Concentration	N/A
Full name	N/A
Synonyms	NRCAM

This product is for research use only, not for use in human, therapeutic or diagnostic procedure.

Background

N/A

Recommended Dilution

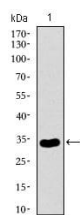
WB: 1:500 - 1:2000

ICC: 1:50

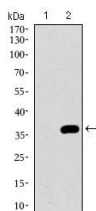
ELISA: 1:10000

Not yet tested in other applications.

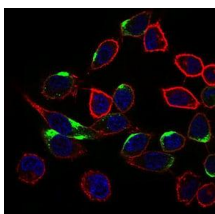
Images



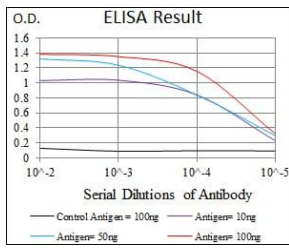
Western blot analysis using NRCAM mAb against human NRCAM recombinant protein. (Expected MW is 32.7 kDa)



Western blot analysis using NRCAM mAb against HEK293 (1) and NRCAM (AA: 1192-1255)-hIgGFc transfected HEK293 (2) cell lysate.



Immunofluorescence analysis of HepG2 cells using NRCAM mouse mAb (green). Blue: DRAQ5 fluorescent DNA dye. Red: Actin filaments have been labeled with Alexa Fluor-555 phalloidin.



Black line: Control Antigen (100 ng); Purple line: Antigen(10ng); Blue line: Antigen (50 ng); Red line: Antigen (100 ng);

Storage

Store at 4°C short term. Aliquot and store at -20°C long term.

501 Changsheng S Rd, Nanhu Dist, Jiaxing, Zhejiang, China

Tel: 86 21 31007137 | E-mail: save@bt-laboratory.com | www.bt-laboratory.com