

FBXL10 Monoclonal Antibody

Description

Product type	Antibody
Code	BT-MCA4025
Host	Mouse
Isotype	Mouse IgG2b
Size	100µL, 50µL
Immunogen	Purified recombinant fragment of human FBXL10 (AA: 457-555) expressed in E. Coli.
Mol wt	152.6kDa
Species reactivity	Human
Clonality	Monoclonal
Recommended application	WB,FCM
Concentration	N/A
Full name	N/A
Synonyms	CXXC2;Fb110;PCCX2;KDM2B;JHDM1B

This product is for research use only, not for use in human, therapeutic or diagnostic procedure.

Background

N/A

Recommended Dilution

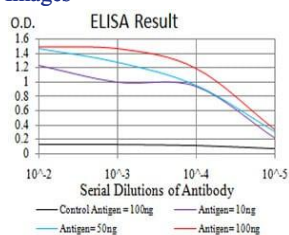
WB: 1:500 - 1:2000

FCM: 1:200 - 1:400

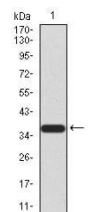
ELISA: 1:10000

Not yet tested in other applications.

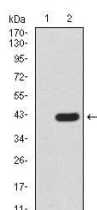
Images




Black line: Control Antigen (100 ng); Purple line: Antigen(10ng); Blue line: Antigen (50 ng); Red line: Antigen (100 ng);



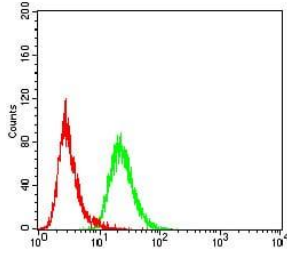
Western blot analysis using FBXL10 mAb against human FBXL10 (AA: 457-555) recombinant protein. (Expected MW is 36.8 kDa)



Western blot analysis using FBXL10 mAb against HEK293 (1) and FBXL10 (AA: 457-555)-hIgGfC transfected HEK293 (2) cell lysate.



Western blot analysis using FBXL10 mouse mAb against A549 (1) cell lysate.



Flow cytometric analysis of HeLa cells using FBXL10 mouse mAb (green) and negative control (red).

Storage

Store at 4°C short term. Aliquot and store at -20°C long term.

501 Changsheng S Rd, Nanhu Dist, Jiaxing, Zhejiang, China

Tel: 86 21 31007137 | E-mail: save@bt-laboratory.com | www.bt-laboratory.com