

ATL1 Monoclonal Antibody

Description

| | |
|--------------------------------|---|
| Product type | Antibody |
| Code | BT-MCA4173 |
| Host | Mouse |
| Isotype | Mouse IgG1 |
| Size | 100µL, 50µL |
| Immunogen | Purified recombinant fragment of human ATL1 (AA: 1-100) expressed in E. Coli. |
| Mol wt | 63.5kDa |
| Species reactivity | Human |
| Clonality | Monoclonal |
| Recommended application | Others |
| Concentration | N/A |
| Full name | N/A |
| Synonyms | FSP1;GBP3;SPG3;HSN1D;SPG3A;AD-FSP;atlastin1 |

This product is for research use only, not for use in human, therapeutic or diagnostic procedure.

Background

N/A

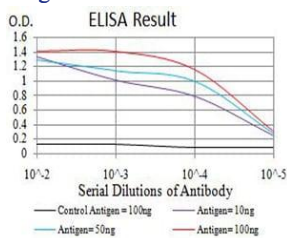
Recommended Dilution

WB: 1:500 - 1:2000

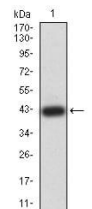
ELISA: 1:10000

Not yet tested in other applications.

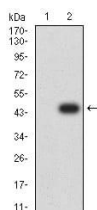
Images



Black line: Control Antigen (100 ng);Purple line: Antigen (10ng); Blue line: Antigen (50 ng); Red line:Antigen (100 ng)



Western blot analysis using ATL1 mAb against human ATL1 (AA: 1-100) recombinant protein. (Expected MW is 41.3 kDa)



Western blot analysis using ATL1 mAb against HEK293 (1) and ATL1 (AA: 1-100)-hIgGfc transfected HEK293 (2) cell lysate.

Storage

Store at 4°C short term. Aliquot and store at -20°C long term.

501 Changsheng S Rd, Nanhu Dist, Jiaxing, Zhejiang, China

Tel: 86 21 31007137 | E-mail: save@bt-laboratory.com | www.bt-laboratory.com