

MMP2 Monoclonal Antibody

Description

Product type	Antibody
Code	BT-MCA4177
Host	Mouse
Isotype	Mouse IgG1
Size	100µL, 50µL
Immunogen	Purified recombinant fragment of human MMP2 (AA: 9-140) expressed in E. Coli.
Mol wt	73.8kDa
Species reactivity	Human,Mouse
Clonality	Monoclonal
Recommended application	WB,FCM
Concentration	N/A
Full name	N/A
Synonyms	CLG4;MONA;CLG4A;MMP-2;TBE-1;MMP-II

This product is for research use only, not for use in human, therapeutic or diagnostic procedure.

Background

N/A

Recommended Dilution

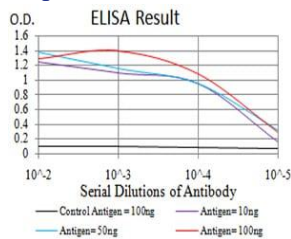
WB: 1:500 - 1:2000

FCM: 1:200 - 1:400

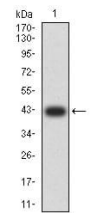
ELISA: 1:10000

Not yet tested in other applications.

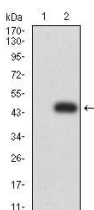
Images



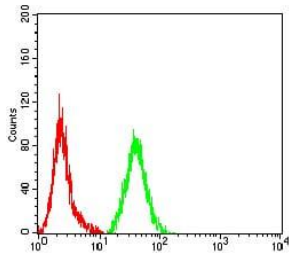
Black line: Control Antigen (100 ng);Purple line: Antigen (10ng); Blue line: Antigen (50 ng); Red line:Antigen (100 ng)




Western blot analysis using MMP2 mAb against human MMP2 (AA: 9-140) recombinant protein. (Expected MW is 42.2 kDa)



Western blot analysis using MMP2 mAb against HEK293 (1) and MMP2 (AA: 9-140)-hIgGFc transfected HEK293 (2) cell lysate.



Flow cytometric analysis of HeLa cells using MMP2 mouse mAb (green) and negative control (red).



Western blot analysis using MMP2 mouse mAb against MCF-7 (1), Raw264.7 (2), HUVEC (3), and T47D (4) cell lysate.

Storage

Store at 4°C short term. Aliquot and store at -20°C long term.

501 Changsheng S Rd, Nanhu Dist, Jiaxing, Zhejiang, China

Tel: 86 21 31007137 | E-mail: save@bt-laboratory.com | www.bt-laboratory.com