

## GAD2 Monoclonal Antibody

### Description

<b>Product type</b>	Antibody
<b>Code</b>	BT-MCA4198
<b>Host</b>	Mouse
<b>Isotype</b>	Mouse IgG1
<b>Size</b>	100µL, 50µL
<b>Immunogen</b>	Purified recombinant fragment of human GAD2 (AA: 1-100) expressed in E. Coli.
<b>Mol wt</b>	65.4kDa
<b>Species reactivity</b>	Human
<b>Clonality</b>	Monoclonal
<b>Recommended application</b>	Others
<b>Concentration</b>	N/A
<b>Full name</b>	N/A
<b>Synonyms</b>	GAD65

This product is for research use only, not for use in human, therapeutic or diagnostic procedure.

### Background

N/A

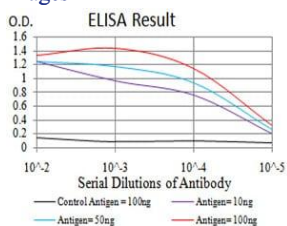
### Recommended Dilution

WB: 1:500 - 1:2000

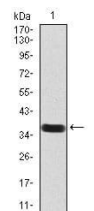
ELISA: 1:10000

Not yet tested in other applications.

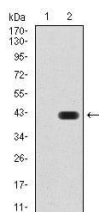
### Images



Black line: Control Antigen (100 ng); Purple line: Antigen(10ng); Blue line: Antigen (50 ng); Red line: Antigen (100 ng);



Western blot analysis using GAD2 mAb against human GAD2 (AA: 1-100) recombinant protein. (Expected MW is 36.3 kDa)



Western blot analysis using GAD2 mAb against HEK293 (1) and GAD2 (AA: 1-100)-hlgGfc transfected HEK293 (2) cell lysate.

## Storage

Store at 4°C short term. Aliquot and store at -20°C long term.

501 Changsheng S Rd, Nanhu Dist, Jiaxing, Zhejiang, China

Tel: 86 21 31007137 | E-mail: [save@bt-laboratory.com](mailto:save@bt-laboratory.com) | [www.bt-laboratory.com](http://www.bt-laboratory.com)