

MUC5AC Monoclonal Antibody

Description

Product type	Antibody
Code	BT-MCA4320
Host	Mouse
Isotype	Mouse IgG2b
Size	100µL, 50µL
Immunogen	Purified recombinant fragment of human MUC5AC (AA: 5528-5627) expressed in E. Coli.
Mol wt	585kDa
Species reactivity	Human
Clonality	Monoclonal
Recommended application	FCM
Concentration	N/A
Full name	N/A
Synonyms	TBM;leB;MUC5;mucin

This product is for research use only, not for use in human, therapeutic or diagnostic procedure.

Background

N/A

Recommended Dilution

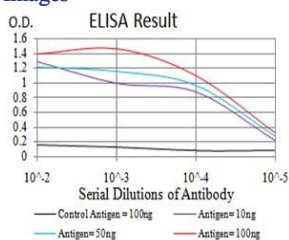
WB: 1:500 - 1:2000

FCM: 1:200 - 1:400

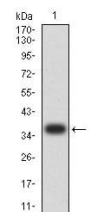
ELISA: 1:10000

Not yet tested in other applications.

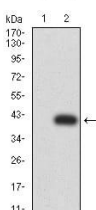
Images



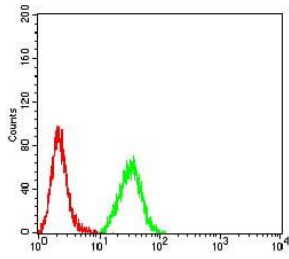
Black line: Control Antigen (100 ng);Purple line: Antigen (10ng); Blue line: Antigen (50 ng); Red line:Antigen (100 ng)



Western blot analysis using MUC5AC mAb against human MUC5AC (AA: 5528-5627) recombinant protein. (Expected MW is 37 kDa)



Western blot analysis using MUC5AC mAb against HEK293 (1) and MUC5AC (AA: 5528-5627)-hlgGfc transfected HEK293 (2) cell lysate.



Flow cytometric analysis of HeLa cells using MUC5AC mouse mAb (green) and negative control (red).

Storage

Store at 4°C short term. Aliquot and store at -20°C long term.

501 Changsheng S Rd, Nanhui Dist, Jiaying, Zhejiang, China

Tel: 86 21 31007137 | E-mail: save@bt-laboratory.com | www.bt-laboratory.com