

Rab3a Monoclonal Antibody

Description

Product type	Antibody
Code	BT-MCA4467
Host	Mouse
Isotype	Mouse IgG1
Size	100µL, 50µL
Immunogen	Purified recombinant fragment of human Rab3a (AA: 1-220) expressed in E. Coli.
Mol wt	25kDa
Species reactivity	Human
Clonality	Monoclonal
Recommended application	FCM
Concentration	N/A
Full name	N/A
Synonyms	N

This product is for research use only, not for use in human, therapeutic or diagnostic procedure.

Background

N/A

Recommended Dilution

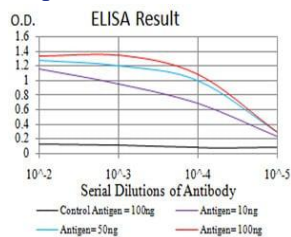
WB: 1:500 - 1:2000

FCM: 1:200 - 1:400

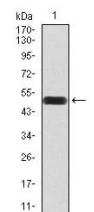
ELISA: 1:10000

Not yet tested in other applications.

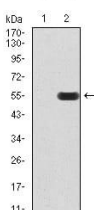
Images



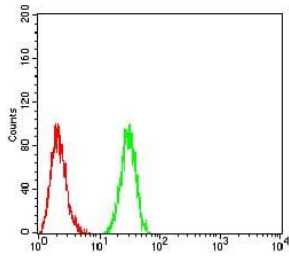
Black line: Control Antigen (100 ng); Purple line: Antigen(10ng); Blue line: Antigen (50 ng); Red line: Antigen (100 ng);



Western blot analysis using Rab3a mAb against human Rab3a (AA: 1-220) recombinant protein. (Expected MW is 50.9 kDa)



Western blot analysis using Rab3a mAb against HEK293 (1) and Rab3a (AA: 1-220)-hIgGFc transfected HEK293 (2) cell lysate.



Flow cytometric analysis of HeLa cells using Rab3a mouse mAb (green) and negative control (red).

Storage

Store at 4°C short term. Aliquot and store at -20°C long term.

501 Changsheng S Rd, Nanhu Dist, Jiaxing, Zhejiang, China

Tel: 86 21 31007137 | E-mail: save@bt-laboratory.com | www.bt-laboratory.com