

THBS1 Monoclonal Antibody

Description

Product type	Antibody
Code	BT-MCA4593
Host	Mouse
Isotype	Mouse IgG1
Size	100µL, 50µL
Immunogen	Purified recombinant fragment of human THBS1 (AA: 750-850) expressed in E. Coli.
Mol wt	129kDa
Species reactivity	Human
Clonality	Monoclonal
Recommended application	FCM
Concentration	N/A
Full name	N/A
Synonyms	TSP;THBS;TSP1;TSP-1;THBS-1

This product is for research use only, not for use in human, therapeutic or diagnostic procedure.

Background

N/A

Recommended Dilution

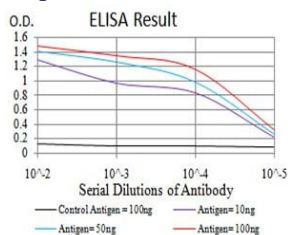
WB: 1:500 - 1:2000

FCM: 1:200 - 1:400


ELISA: 1:10000

Not yet tested in other applications.

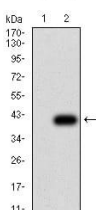
Images



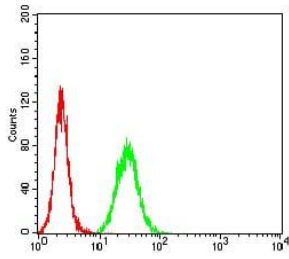
Black line: Control Antigen (100 ng);Purple line: Antigen (10ng); Blue line: Antigen (50 ng); Red line:Antigen (100 ng)



Western blot analysis using THBS1 mAb against human THBS1 (AA: 750-850) recombinant protein. (Expected MW is 37.3 kDa)



Western blot analysis using THBS1 mAb against HEK293 (1) and THBS1 (AA: 750-850)-hIgGfC transfected HEK293 (2) cell lysate.



Flow cytometric analysis of HeLa cells using THBS1 mouse mAb (green) and negative control (red).

Storage

Store at 4°C short term. Aliquot and store at -20°C long term.

501 Changsheng S Rd, Nanhu Dist, Jiaxing, Zhejiang, China

Tel: 86 21 31007137 | E-mail: save@bt-laboratory.com | www.bt-laboratory.com