

CD140a Monoclonal Antibody

Description

Product type	Antibody
Code	BT-MCA4645
Host	Mouse
Isotype	Mouse IgG2a
Size	100µL, 50µL
Immunogen	Purified recombinant fragment of human CD140a (AA: extra 179-361) expressed in E. Coli.
Mol wt	122.6kDa
Species reactivity	Human
Clonality	Monoclonal
Recommended application	IHC,FCM
Concentration	N/A
Full name	N/A
Synonyms	PDGFRA;PDGFR2;PDGFR-2

This product is for research use only, not for use in human, therapeutic or diagnostic procedure.

Background

N/A

Recommended Dilution

WB: 1:500 - 1:2000

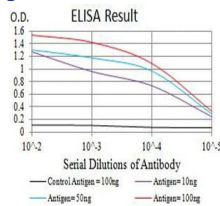
IHC-p: 1:200 - 1:1000

FCM: 1:200 - 1:400

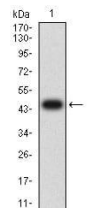
ELISA: 1:10000

Not yet tested in other applications.

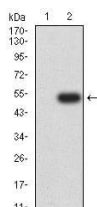
Images



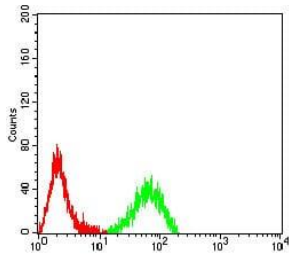
Black line: Control Antigen (100 ng);Purple line: Antigen (10ng); Blue line: Antigen (50 ng); Red line:Antigen (100 ng)



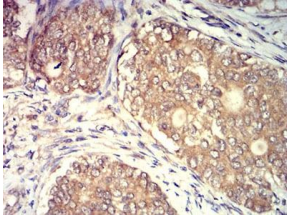
Western blot analysis using CD140a mAb against human CD140a (AA: extra 179-361) recombinant protein. (Expected MW is 46.5 kDa)



Western blot analysis using CD140a mAb against HEK293 (1) and CD140a (AA: extra 179-361)-hIgGfc transfected HEK293 (2) cell lysate.



Flow cytometric analysis of Raji cells using CD140a mouse mAb (green) and negative control (red).



Immunohistochemical analysis of paraffin-embedded cervical cancer tissues using CD140a mouse mAb with DAB staining.

Storage

Store at 4°C short term. Aliquot and store at -20°C long term.

501 Changsheng S Rd, Nanhu Dist, Jiaxing, Zhejiang, China

Tel: 86 21 31007137 | E-mail: save@bt-laboratory.com | www.bt-laboratory.com