

ITGAM Monoclonal Antibody

Description

Product type	Antibody
Code	BT-MCA4731
Host	Mouse
Isotype	Mouse IgG1
Size	100µL, 50µL
Immunogen	Purified recombinant fragment of human ITGAM (AA: 623-728) expressed in E. Coli.
Mol wt	127.1kDa
Species reactivity	Others
Clonality	Monoclonal
Recommended application	IHC,FCM
Concentration	N/A
Full name	N/A
Synonyms	CR3A;MO1A;CD11B;MAC-1;MAC1A;SLEB6

This product is for research use only, not for use in human, therapeutic or diagnostic procedure.

Background

This gene encodes the integrin alpha M chain. Integrins are heterodimeric integral membrane proteins composed of an alpha chain and a beta chain. This I-domain containing alpha integrin combines with the beta 2 chain (ITGB2) to form a leukocyte-specific integrin referred to as macrophage receptor 1 ('Mac-1'), or inactivated-C3b (iC3b) receptor 3 ('CR3'). The alpha M beta 2 integrin is important in the adherence of neutrophils and monocytes to stimulated endothelium, and also in the phagocytosis of complement coated particles. Multiple transcript variants encoding different isoforms have been found for this gene.

Recommended Dilution

WB: 1:500 - 1:2000

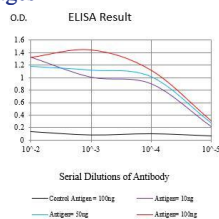
IHC-p: 1:200 - 1:1000

FCM: 1:200 - 1:400

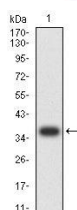
ELISA: 1:10000

Not yet tested in other applications.

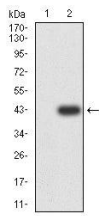
Images



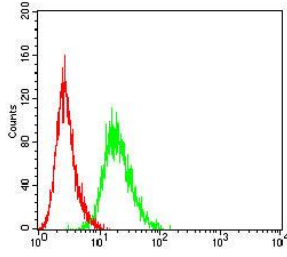
Black line: Control Antigen (100 ng);Purple line: Antigen (10ng); Blue line: Antigen (50 ng); Red line:Antigen (100 ng)



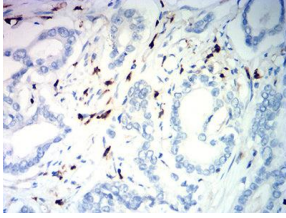
Western blot analysis using ITGAM mAb against human ITGAM (AA: 623-728) recombinant protein. (Expected MW is 37.5 kDa)



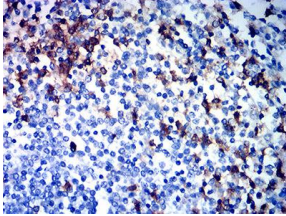
Western blot analysis using ITGAM mAb against HEK293-6e (1) and ITGAM (AA: 623-728)-hlgGFc transfected HEK293-6e (2) cell lysate.



Flow cytometric analysis of HL-60 cells using ITGAM mouse mAb (green) and negative control (red).



Immunohistochemical analysis of paraffin-embedded colon cancer tissues using ITGAM mouse mAb with DAB staining.



Immunohistochemical analysis of paraffin-embedded spleen tissues using ITGAM mouse mAb with DAB staining.

Storage

Store at 4°C short term. Aliquot and store at -20°C long term.

501 Changsheng S Rd, Nanhu Dist, Jiaxing, Zhejiang, China

Tel: 86 21 31007137 | E-mail: save@bt-laboratory.com | www.bt-laboratory.com