

## TMEM119 Monoclonal Antibody

### Description

<b>Product type</b>	Antibody
<b>Code</b>	BT-MCA4811
<b>Host</b>	Mouse
<b>Isotype</b>	Mouse IgG2a
<b>Size</b>	100µL, 50µL
<b>Immunogen</b>	Purified recombinant fragment of human TMEM119 (AA: 118-283) expressed in E. Coli.
<b>Mol wt</b>	29,2kDa
<b>Species reactivity</b>	Human
<b>Clonality</b>	Monoclonal
<b>Recommended application</b>	IHC,FCM
<b>Concentration</b>	N/A
<b>Full name</b>	N/A
<b>Synonyms</b>	OBIF

This product is for research use only, not for use in human, therapeutic or diagnostic procedure.

### Background

TMEM119 (Transmembrane Protein 119) is a Protein Coding gene. Diseases associated with TMEM119 include Sciatic Neuropathy and Lesion Of Sciatic Nerve.

### Recommended Dilution

WB: 1:500 - 1:2000

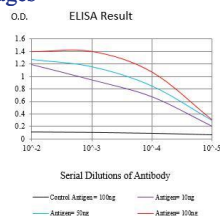
IHC-p: 1:200 - 1:1000

FCM: 1:200 - 1:400


ELISA: 1:10000

Not yet tested in other applications.

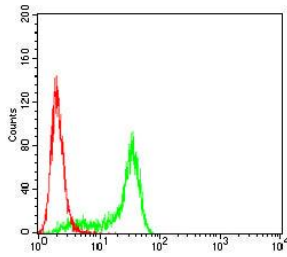
### Images



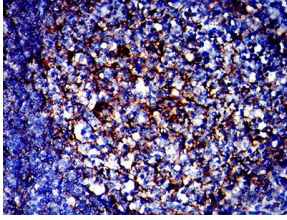
Black line: Control Antigen (100 ng);Purple line: Antigen (10ng); Blue line: Antigen (50 ng); Red line:Antigen (100 ng)



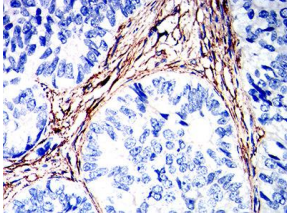
Western blot analysis using TMEM119 mAb against human TMEM119 (AA: 118-283) recombinant protein. (Expected MW is 47.8 kDa)



Flow cytometric analysis of HeLa cells using TMEM119 mouse mAb (green) and negative control (red).



Immunohistochemical analysis of paraffin-embedded tonsil tissues using TMEM119 mouse mAb with DAB staining.



Immunohistochemical analysis of paraffin-embedded prostatic cancer tissues using TMEM119 mouse mAb with DAB staining.

### Storage

Store at 4°C short term. Aliquot and store at -20°C long term.

501 Changsheng S Rd, Nanhu Dist, Jiaxing, Zhejiang, China

Tel: 86 21 31007137 | E-mail: [save@bt-laboratory.com](mailto:save@bt-laboratory.com) | [www.bt-laboratory.com](http://www.bt-laboratory.com)